

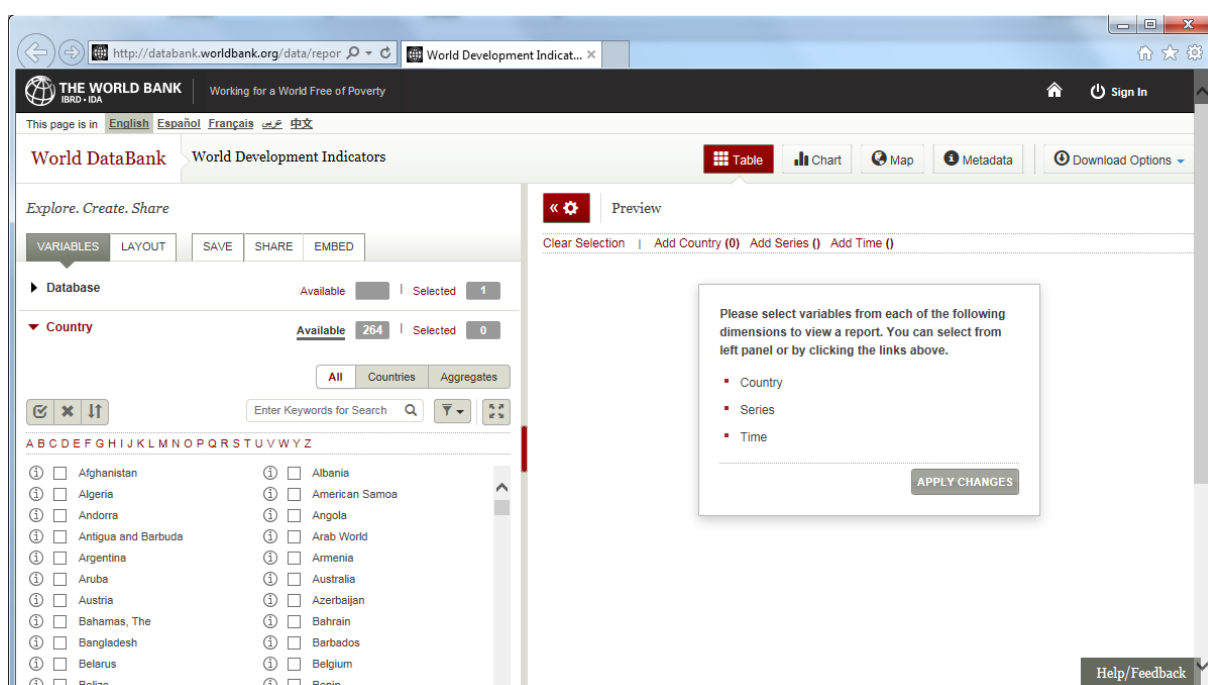
Guide to using the World DataBank

These instructions for using the World DataBank will guide you through the process of choosing the correct database, relevant variables, time frame and exporting data for further use in Excel.

This will be demonstrated by using the example of Argentina's GDP in local currency (LCU) at current prices from 1995 through 2012.

1. The Database <http://databank.worldbank.org/data/reports.aspx?source=world-development-indicators>

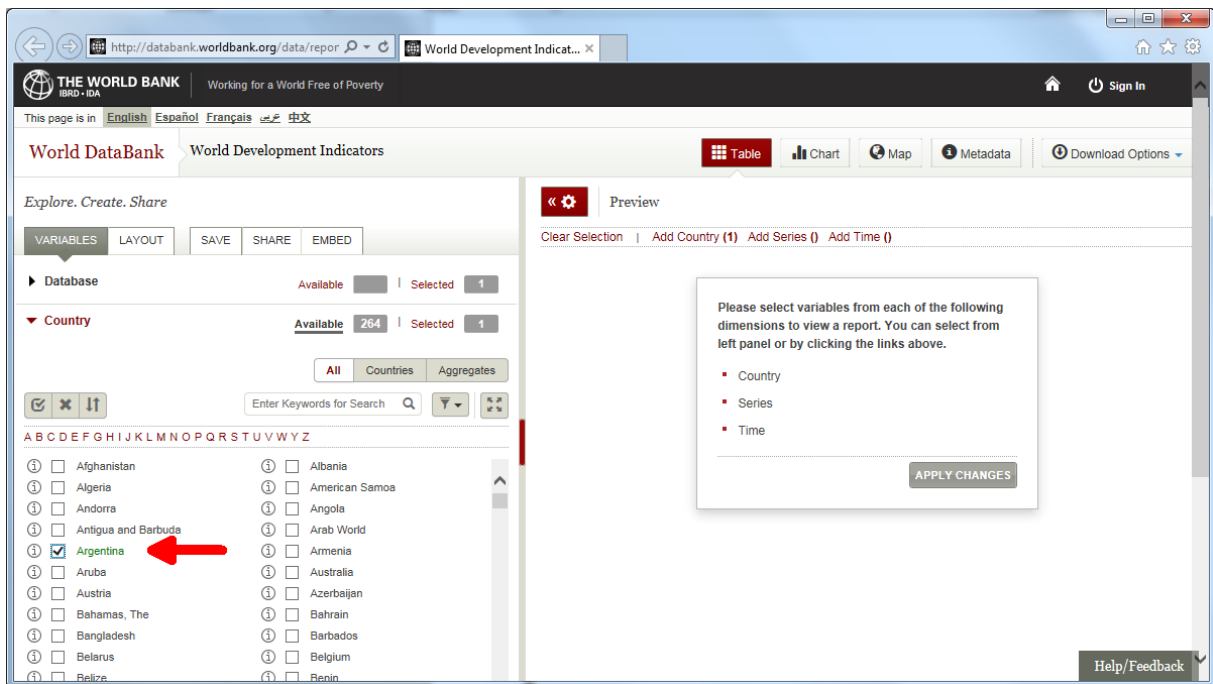
Click on the link above.



The screenshot shows the World DataBank website interface. The main header includes the World Bank logo and navigation options like 'Table', 'Chart', 'Map', 'Metadata', and 'Download Options'. The left sidebar has sections for 'Database' and 'Country'. The 'Country' section is expanded, showing a list of countries with checkboxes. A modal dialog box is open, prompting the user to select variables from dimensions: Country, Series, and Time. The 'APPLY CHANGES' button is visible at the bottom of the dialog.

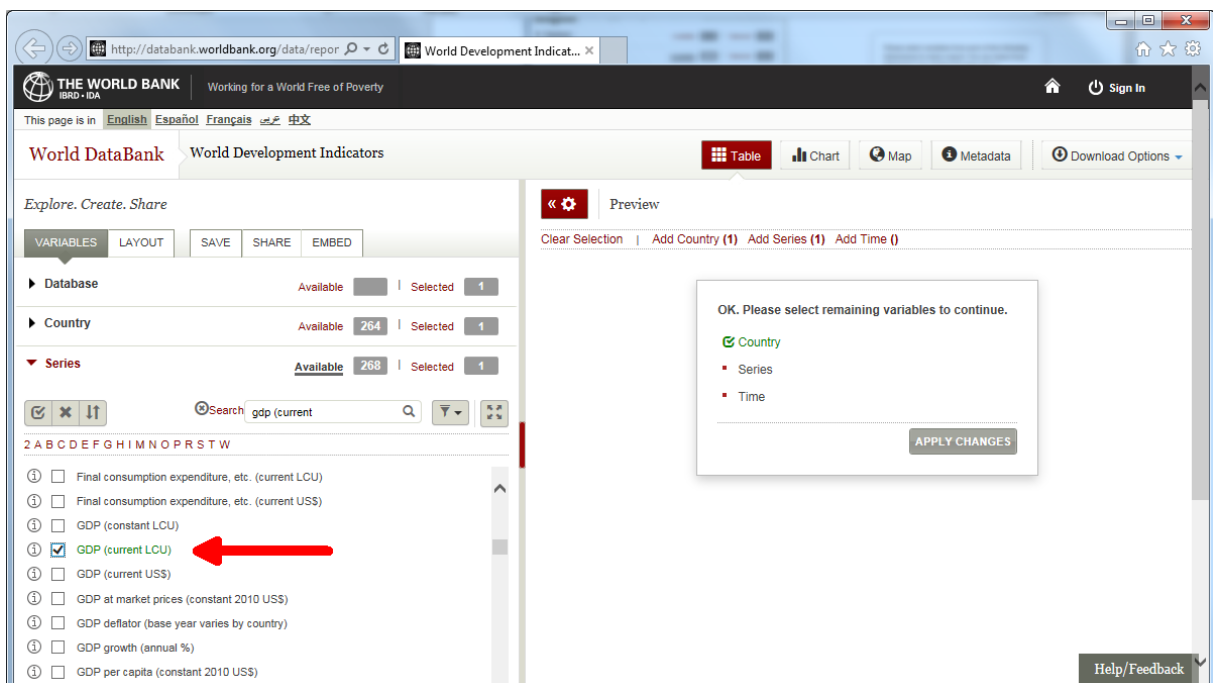
2. Selecting Variable – Countries

Select the country of interest from the list, in this case Argentina.



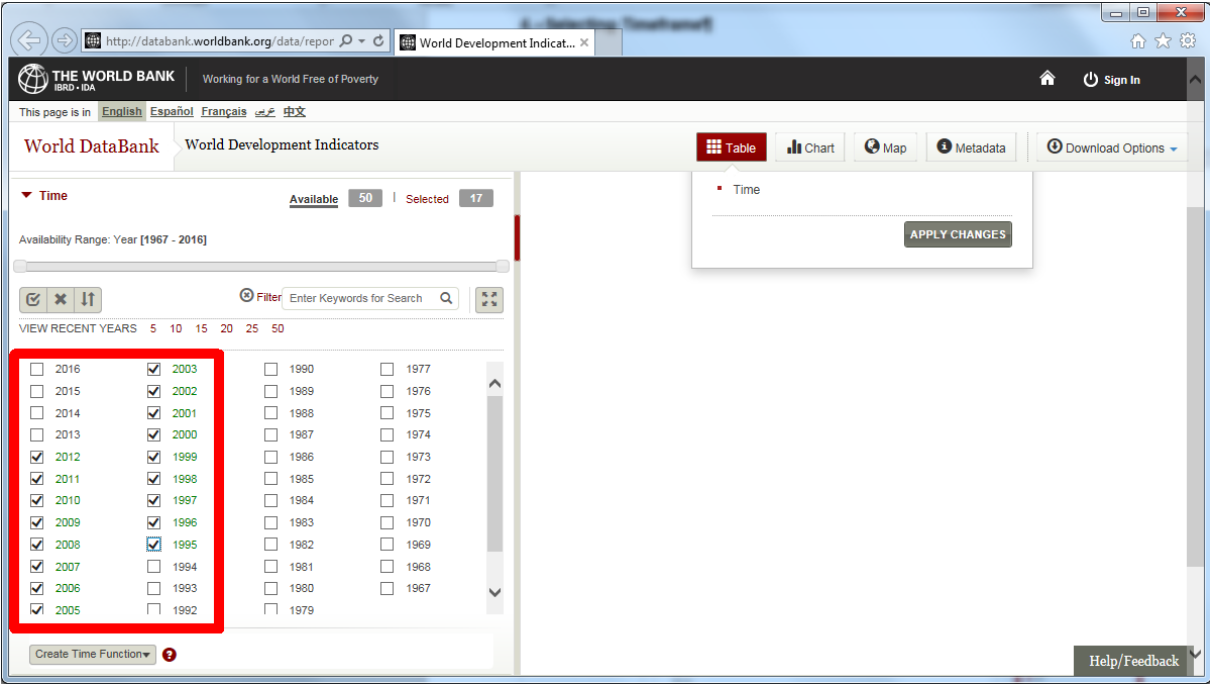
3. Selecting Series

Lower on the Page, select the drop down menu for series. Then select the letter g or type GDP (current lcu) into the search field. The check the box in front of GDP (current LCU)



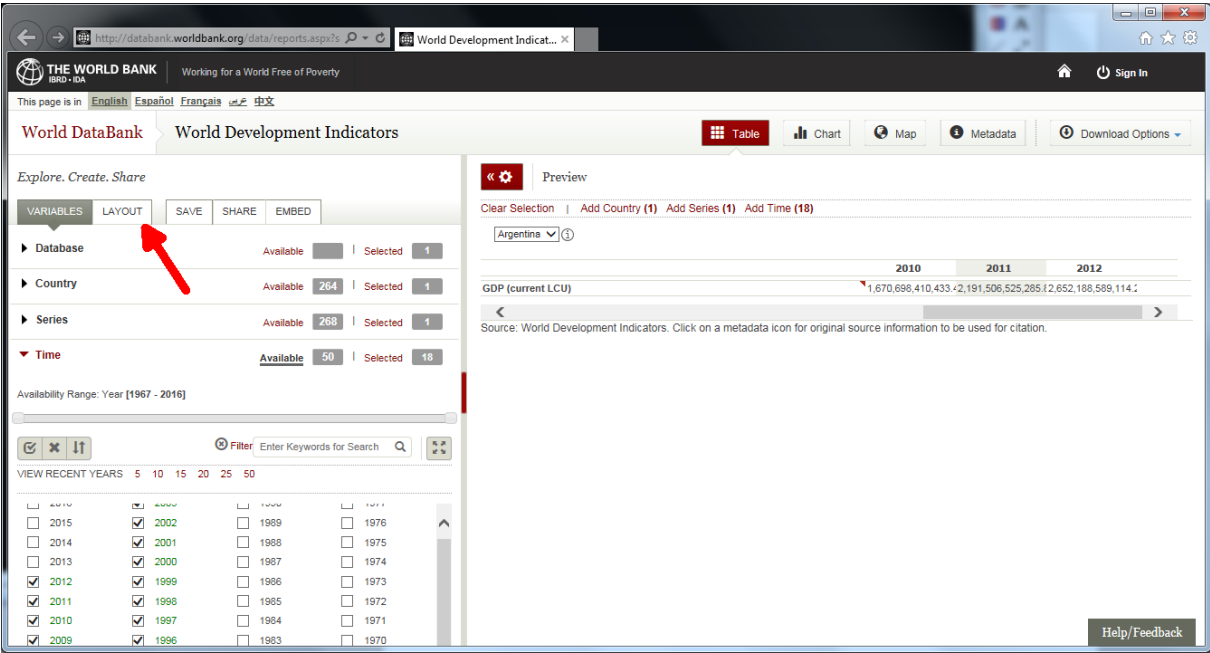
4. Selecting Timeframe

Under the menu for series, open the drop down menu for Time. Then check the desired timeframe, in this case all boxes from 1995 through 2012. You can check the selection in the window on the right.



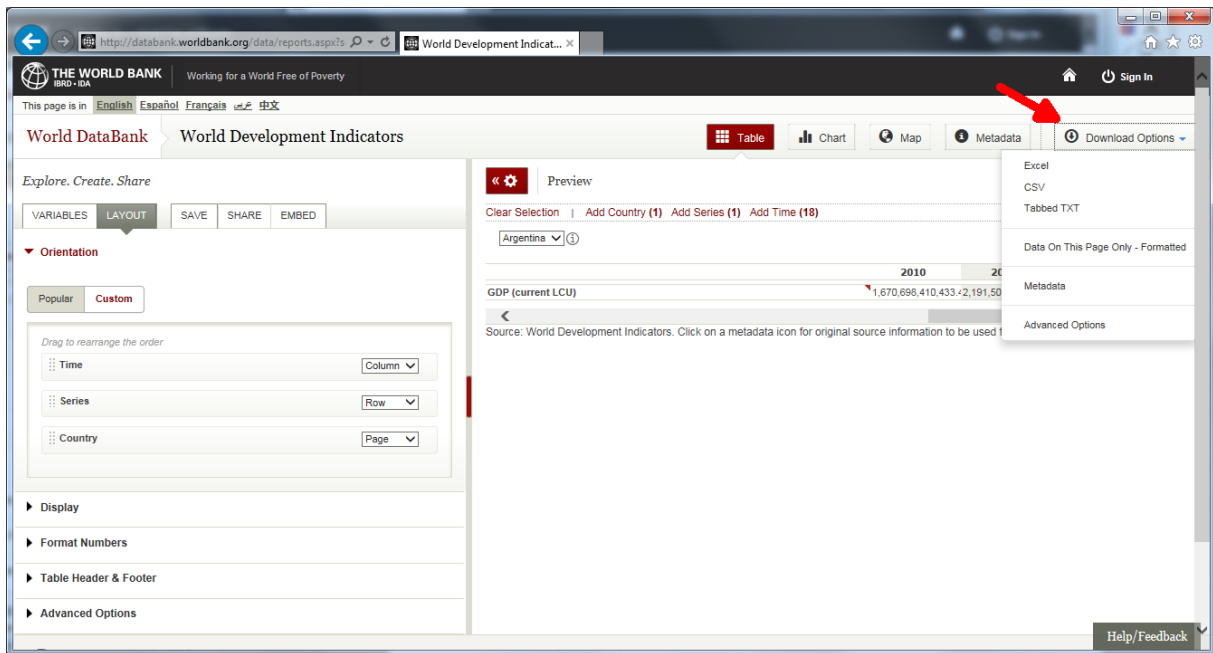
5. Creating a Table

Then click on “Apply Changes”. You can format the table by using the Layout-tab on the left side (more useful with bigger tables). Don’t forget to click the “Apply Changes” button.



6. Downloading the Table

After that click on the “Download Options” button and select your preferred choice of file type eg Excel. You are now done :-D



The screenshot shows the World Bank DataBank interface for World Development Indicators. A red arrow points to the 'Download Options' button in the top navigation bar. The 'Download Options' menu is open, showing the following options:

- Excel
- CSV
- Tabbed TXT
- Data On This Page Only - Formatted
- Metadata
- Advanced Options

The main content area displays a table for Argentina with the following data:

| | 2010 | 2011 |
|-------------------|----------------------|----------------------|
| GDP (current LCU) | 1,670,688,410,433.42 | 1,811,500,000,000.00 |

The interface also includes a left sidebar with 'Orientation' (Popular/Custom), 'Display', 'Format Numbers', 'Table Header & Footer', and 'Advanced Options' sections. The top navigation bar includes 'Table', 'Chart', 'Map', 'Metadata', and 'Download Options' buttons.